



IN THIS ISSUE:

- [Message From the Director](#)
- [Agents Corner](#)
- [Available Positions](#)
- [What's That Bug?](#)
- [Protective Agriculture Production](#)
- [Herbicide Resistance](#)
- [Tailgate Information](#)
- [Contact Us](#)



The Stalk



VOLUME II ISSUE X

OCTOBER 2021

From The Director

We hope you are doing well and having a successful Fall harvesting corn! Harvest is continuing at the Eastern Shore AREC with edamame (edible soybean), finishing up Fall tomato, and soybeans are right around the corner. Cover crops are going in the ground. We are excited that our Plant Pathology Assistant Professor and Extension Specialist position is now being advertised. You can view the position description and apply here if you or someone you know is interested: <https://careers.pageuppeople.com/968/cw/en-us/job/517580/assistant-professor-of-plant-pathology>. Stay on the lookout for chances to meet up with potential candidates, ask them your questions, and help us decide who will best serve your needs. The search committee will meet soon after November 15, 2021. We look forward to seeing future, current, alumni and friends of Hokie football at our tailgate on

October 16, being held in conjunction with the Virginia Tech Eastern Shore Alumni Association. Make sure you [register](#) so we have plenty of food. Stay safe and "Let's Go Hokies!"

— Mark



Agents Corner

Virginia is the feature state at the Sunbelt Ag Expo in Moultrie, GA on October 19th -21st. Virginia Cooperative Extension Agents from across Virginia are coming together to support this event with the theme being “Over 400 Years of Innovative Agriculture”. They will feature historical events, crops, notable agriculture people, discoveries that happened in Virginia and inventions. Additionally, Virginia Commodity boards will have displays. Visit <https://sunbeltexpo.com> for more about this event.



Wanda & Theresa

If you are interested in the statewide wheat variety trial results please contact your local extension agent.



Plant Pathologist Position Approved

We are pleased to announce that the recruitment process has begun for the Plant Pathologist position. As we move through the process, we will keep you posted on candidate interviews and welcome your participation and feedback. Please visit <https://careers.pageuppeople.com/968/cw/en-us/job/517580/assistant-professor-of-plant-pathology> to apply or view the position description.

Research Specialist Sr - Weed Science

The position of Research Specialist Sr has been updated and we are awaiting approvals to recruit. Please encourage qualified friends and neighbors to apply to assist our weed science team!



The Entomology Department at the Eastern Shore AREC invites you enter October’s “What’s That Bug?” contest. Email responses to hdoughty@vt.edu for your chance to win a prize!

*Quick tip, you can also email Hélène pictures of your field or garden pests to identify!

SEPTEMBER’S BUG



Did you guess a Pickleworm? Click [here](#) to learn more!

Protective Agriculture Production

Dr. Emmanuel Torres

"High tunnels are a common low-cost option for vegetable growers. The structure is commonly used to protect the crop against cold weather during the winter months and against heavy rain in summer."

Protected agriculture is still little developed in the Eastern Shore of Virginia (Accomack and Northampton counties) and the Chesapeake area. However, these systems could serve as an important tool for small growers to access niche markets, by providing a setting for new specialty crops and potential season extension. Protective structures, such as greenhouses, tunnels, and shade houses are known worldwide as production systems for high-quality vegetable crops. The most common are ventilation system, structure perpetuity, shape, and height.

Greenhouses can be found in a diversity of shapes and sizes. The most distinctive difference between greenhouses and tunnels is that greenhouses are often permanent structures, while tunnels can be rebuilt every season.



The plastic roof of many protective structures will have a special additive that promotes the homogeneous diffusion of sun light inside the structure. In some regions with minimal radiation restrictions, there will be little to no shading among plants, regardless of their density or trellis system. The radiant light will be both reflected by the plastic roof and diffuse into the structure, which in term will heat up the air inside. If there is no ventilation, the structure will accumulate the heat inside and warm up the crop. A vent on the top of the structure will allow the hot air to scape, as warm air will rise to the top due to its lower density. However, if there is no covering on the sides, there is no need for a top vent as the air will be constantly replaced, and the structure will have a similar air temperature to the open field.

The complete VCE publication is located on page 6. If you wish to receive a printed copy of this pub, let your agent or Lauren know!



Are you facing challenges in controlling weeds and suspect herbicide-resistance issues?

If the answer is yes, please mail or drop off mature seedheads of escaped plants with information of crop field, name of grower, phone number and address. The Weed Science team will screen weeds for herbicide-resistance, and provide information on alternate control methods by spring.

Contact: Vijay Singh, v.singh@vt.edu, (W) 757/807-6579, (C) 479/713-0094

2021 Annual Tailgate

October 16th, 2021



You are cordially invited to the Eastern Shore AREC & Eastern Shore Alumni Association's Virginia Tech tailgate event!

Please join us on Saturday, October 16th for food, drinks and corn hole! Bring your beverages of choice, a covered dish to share, and a blanket to stay warm as we watch the game at the new equipment facility. Soda, water, hamburgers, and hotdogs will be provided.

Kick off time is at 3:30 PM but feel free to join us at 2:30 PM. This is a great opportunity for local Hokie alumni, their families and the Faculty and Staff of the Virginia Eastern Shore AREC, Virginia Tech to meet and greet!

Each attendee must register (<https://forms.gle/BzpeeBxwsdWg7fWB6>), to include children. We look forward to having you join us in October for VT vs. Pitt.

This event is by invitation only. If you are a person with a disability and desire any assisted devices, services, or other accommodations to participate in this activity, please contact Lauren Seltzer at the Eastern Shore AREC, Virginia Tech, during regular business hours (7:30 AM - 4 PM) to discuss necessary accommodations no later than 5 days prior to the event. 757-807-6586 TDD 1-800-828-1120

Sponsored by:

BULLFEATHERS

If you are interested in sponsoring this event, please contact mlpeyton@vt.edu



Eastern Shore Agricultural Research and Extension Center

33446 Research Dr.

Painter, VA 23420

Phone: 757-807-6586

<https://www.arec.vaes.vt.edu/arec/eastern-shore.html>

The Virginia Tech, Eastern Shore AREC is committed to supporting commercial vegetable, grain, oilseed, and fiber production throughout the Commonwealth of Virginia. Centrally located on Virginia's Eastern Shore, the center conducts basic and applied research on more than 25 agricultural crops.

If you are a person with a disability and desire any assistive devices, services or other accommodations to participate in any activity, please contact Lauren Seltzer at 757-807-6586* (*TDD number is (800) 828-1120) during business hours of 7:30 a.m. and 4:00 p.m. to discuss accommodations.



ESAREC & VCE Contact Information

ESAREC Faculty	Email	Work Phone	Cell Phone	Title
Mark S. Reiter	mreiter@vt.edu	757/807-6576	757/693-2556	Director/Professor, Soils & Nutrient Management
Vijay Singh	v.singh@vt.edu	757/807-6579	479/713-0094	Assistant Professor, Weed Science
Emmanuel Torres	etorres@vt.edu		352/682-0708	Research Scholar, Horticulture
Lorena Lopez	lorelopezq257@vt.edu		954/529-9042	Postdoctoral Associate, Entomology

ESAREC Staff	Email	Phone	Title
James Custis	jcustis@vt.edu	757/807-6596	Farm Manager
Hélène Doughty	hdoughty@vt.edu	757/807-6592	Research Specialist, Entomology
Andrew Fletcher	alf20007@vt.edu	757-807-6596	Assistant Farm Manager
John Mason	masonje@vt.edu	757/807-6582	Research Specialist, Soils & Nutrient Management
Lauren Peyton Seltzer	mlpeyton@vt.edu	757/807-6586	Executive Secretary Sr.
Joy Zuchel	jzuchel@vt.edu	757/807-6583	Research Specialist, Horticulture

Ursula Deitch	ursula@vt.edu	757/678-7946	16392 Courthouse Road Eastville, VA 23347	ANR Agent, Northampton County
Theresa Pittman	tpittman@vt.edu	757/787-1361	23185 Front Street Accomac, VA 23301	ANR Agent, Accomack County

Virginia Cooperative Extension programs and employment are open to all, regardless of age, color, disability, gender, gender identity, gender expression, national origin, political affiliation, race, religion, sexual orientation, genetic information, veteran status, or any other basis protected by law. An equal opportunity/affirmative action employer. Issued in furtherance of Cooperative Extension work, Virginia Polytechnic Institute and State University, Virginia State University, and the U.S. Department of Agriculture cooperating. Edwin J. Jones, Director, Virginia Cooperative Extension, Virginia Tech, Blacksburg, VA 24061, United States; M. Ray McKinnie, Administrator, 1890 Extension Program, Virginia State University, Petersburg, VA, United States.



VIRGINIA AGRICULTURAL EXPERIMENT STATION
EASTERN SHORE AGRICULTURAL
RESEARCH AND EXTENSION CENTER
VIRGINIA TECH.





Protective Agriculture Production Series: Fundamentals

Authored by Emmanuel Torres Quezada, Assistant Professor and Horticultural Cropping Systems Extension Specialist, School of Plant and Environmental Sciences, Virginia Tech

Fundamentals of the production system

Protected agriculture is still little developed in the Eastern Shore of Virginia (Accomack and Northampton counties) and the Chesapeake area. However, these systems could serve as an important tool for small growers to access niche markets, by providing a setting for new specialty crops and potential season extension. Protective structures, such as greenhouses, tunnels, and shade houses are known worldwide as production systems for high-quality vegetable crops. The most common are ventilation system, structure perpetuity, shape, and height (Table 1).

There are three basic designs used for plant production: greenhouses, tunnels and shade or screen houses, and several variations within each category (Figure 1). A common classification method is based on their ventilation, as structures can be classified as passively or actively ventilated. An active ventilated structure will ensure, within limits, that the temperature and relative humidity inside the structure is constant, regardless of the changes outside. This will require a completely enclosed structure with exhaust or/and ventilation fans, cooling pads for evaporative cooling and in some cases air conditioning to heat up or cool down the air inside, which usually results in a higher investment and maintenance cost. Passive ventilation relies on the structure design and positioning to promote air replacement inside the structure. This is commonly done by building openings across the center-top of the structure roof (ridge vent) (Figure 2) or with side curtains.

Greenhouses can be found in a diversity of shapes and sizes. The most distinctive difference between

greenhouses and tunnels is that greenhouses are often permanent structures, while tunnels can be rebuilt every season.

Table 1. Description of common protective structures.

Greenhouses:	Permanent structure with either passive or active ventilation.
Glasshouse:	(Adapted to snow) fully or semi-enclosed structure with either passive and/or active ventilation, common covering materials are plexiglass, polycarbonate, and/or diffuse glass with or without coating.
Low-cost greenhouse:	(Recommended for snow free areas) fully or semi- enclosed structure with either passive and/or active ventilation, common covering materials are polyethylene and polycarbonate with or without coating.
Tunnel:	Non-permanent structure with passive ventilation, solid plastic roof with concave shape, galvanized tubular steel of varying diameter and thickness and removable doors and sides.
Shade/Screen houses:	Non-permanent structure with no solid roof or sides.

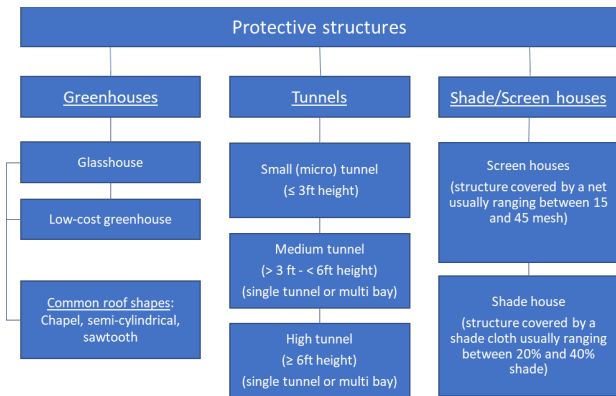


Figure 1. Protective structure classification according to perpetuity, shape, height, and ventilation type. Credit: E.A. Torres-Quezada, Eastern Shore AREC, Virginia Tech.

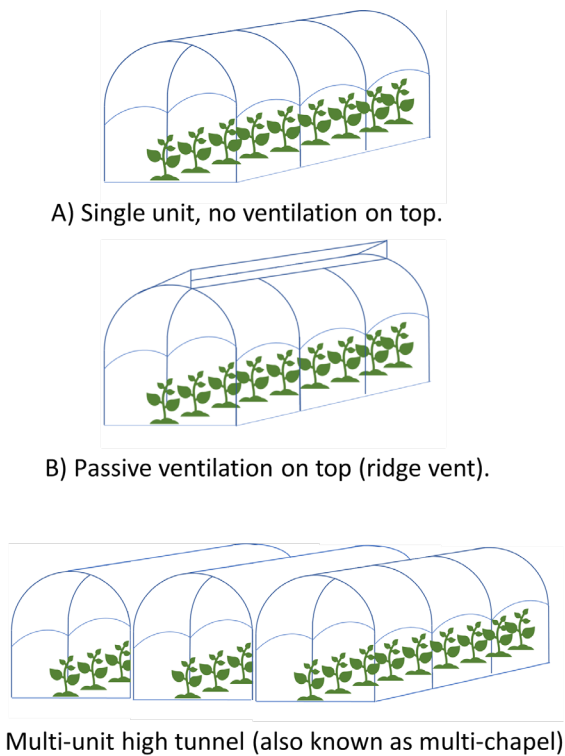


Figure 2. High tunnel diagram A) single unit high tunnel with no top ventilation, B) single unit high tunnel with top vent for passive ventilation, C) multi-unit high tunnel with no top ventilation. Credit: E.A. Torres-Quezada, Eastern Shore AREC, Virginia Tech.

The plastic roof of many protective structures will have a special additive that promotes the homogeneous diffusion of sun light inside the structure. In some regions with minimal radiation restrictions, there will be little to no shading among plants, regardless of their density or trellis system.

The radiant light will be both reflected by the plastic roof and diffuse into the structure, which in term will heat up the air inside (Figure 3). If there is no ventilation, the structure will accumulate the heat inside and warm up the crop. A vent on the top of the structure will allow the hot air to scape, as warm air will rise to the top due to its lower density. However, if there is no covering on the sides, there is no need for a top vent as the air will be constantly replaced, and the structure will have a similar air temperature to the open field.

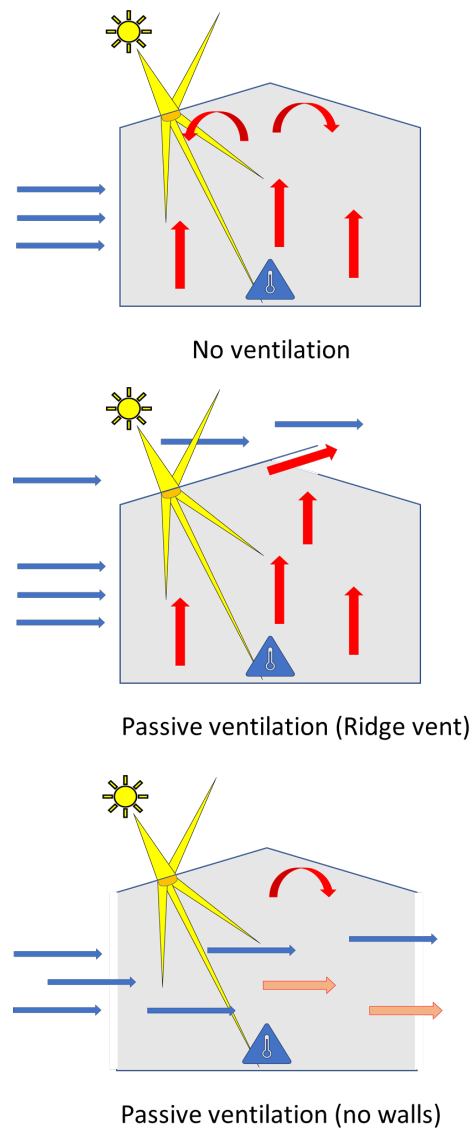


Figure 3. Effect of light diffusion, passive top ventilation, and no walls on air movement under a protective structure. Credit: E.A. Torres-Quezada, Eastern Shore AREC, Virginia Tech.

Shade houses and screen houses are types of porous-roof structures. The main difference between them is the color and mesh (number of openings in one linear inch of any screen). Shade houses are usually made of black, red, or blue covers, and they are designed to protect the crop from intense sunlight while decreasing temperature under the structure. Screen houses are usually covered with white nets and will typically protect the crop from high winds and reduce the entry of thrips and aphids. The degree of protection a screen house provides against arthropod pests is correlated to the net mesh. A 60-mesh net will provide a significant level of protection but will also reduce air movement into and out of the structure. A 40-mesh net will allow for a better ventilation but will also provide a negligible protection against pest. A key disadvantage of screen houses is the constant battle between ventilation and level of protection, as low air movement will increase air temperatures. In addition, crop production under screen houses may be limited during the rainy season because of the high incidence of physiological disorders and propagation of disease-causing pathogens.

Regardless of the design, the structure height will play an important role in their internal microclimate. Fully enclosed structures will typically concentrate more heat inside than partially open structures as the plastic walls and roof significantly reduce the air movement, which is constantly accumulating radiant energy from the sun. Hence, the temperature inside the structure increases as the air inside cannot be replaced by the outside air. However, all things equal,

a small structure will require less time to increase its inside air temperature than a larger structure, given that the volume of indoor air is lower (Figure 4).

In contrast, a taller structure will require a longer time to heat up, due to the higher volume of air inside. In the same manner, changes in temperature can be drastic in a small structure, as a small opening could rapidly promote air replacement and balance its temperature with the open field. A large structure will take longer to accumulate heat inside, but it will also retain that temperature for a longer time.

In addition, the height of the structure will determine:

1. The potential usages of farm equipment under the structure.
2. The flexibility of the growing system (gutters for hydroponics, multi-tier baskets, etc.).
3. Maximum height for plant trellis (particularly important for suffrutescent stems, e.g., bell pepper).
4. The structure heating and cooling speed during summer and winter and potential disease incidence, as improved air movement is often associated with reduced fungal pressure.

The goal of the farmer should be to build a structure that allows the completion of daily farming tasks, while providing an adequate growing environment, and maintaining the system profitability.

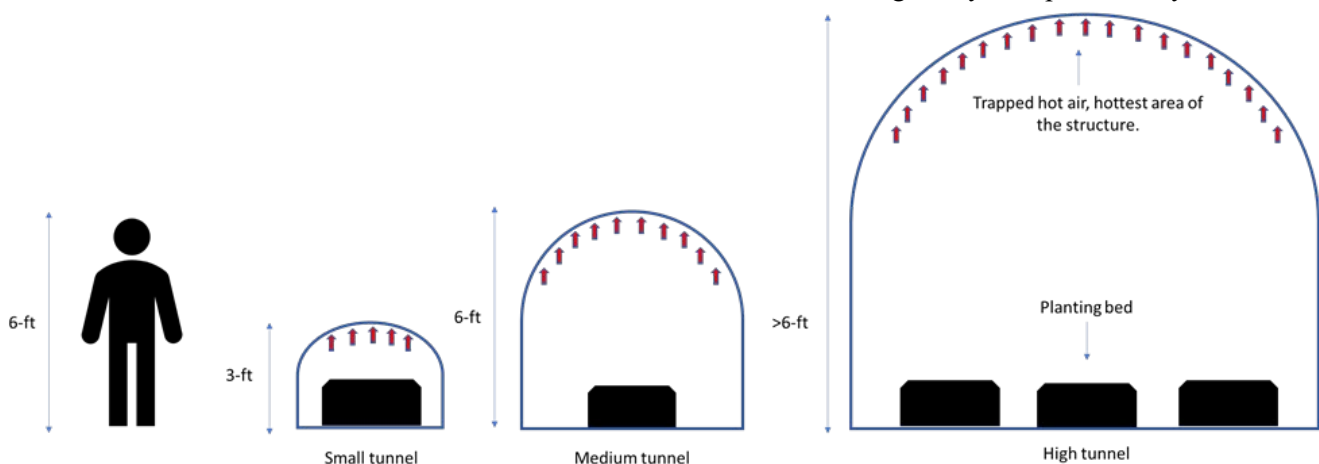


Figure 4. Diagram of high tunnel classification based on the structure height. Credit: E.A. Torres-Quezada, Eastern Shore AREC, Virginia Tech.

Pest complexes often differ inside a protective environment. Growers should not assume that any protective structure will serve as a complete shield against insects and diseases. The microenvironment inside the structure will promote, in most cases, the correct development of plants, but will also often be conducive for different plant pest.

Types of plastic cover

The national greenhouse manufacturers association classified the covering material into the following types:

Type 1: single thin plastic films, generally ranging from 2 to 8 mils (0.002” - 0.008”), sometimes installed using two layers with air inflation between the layers to provide added insulation. Specific types of films: ethylene vinyl acetate (EVA), polycarbonate (PC), polyester, polyethylene (PE), polyvinyl chloride (PVC), and polyvinyl fluoride.

Type 2: Rigid Plastic panels such as single layer corrugated polycarbonate and fiber glass-reinforced plastic (FPR); multi-wall acrylic, impact modified acrylic and poly carbonate

Type 3: Rigid glass materials including annealed, tempered, and laminated.

Different protective structures will have a wide range of prices based on their frame, implements and covering material. These covering materials can greatly differ in their light transmissibility and diffusion, resistance, and weight. Plastic films have lower density and hence lower weight compared to rigid glass. For example, a PE film (1-ft² wide and 8 mils thick (0.008”; 0.2 mm)) weights about 0.64 ounces (18.3 g), while a rigid glass with the same dimensions and 98 mils thick (0.098”; 2.5 mm) weights close to 21 ounces (596.9 g). If we calculate the weight of an acre of protective material for both examples, the PE film would weight close to 1,742 lb., while the rigid glass would weight nearly 57,172 lb. This difference in weight represents a significant increase in freight and installation cost.

In the same way, a denser material will be more resistant against heavy rain, hail, and snow. Consequently, the primary indicator for covering selection should be the weather pattern of the

selected location. Growing plants in an area prone to snow will required a covering material that can withstand the weight (avg. 12 lb/ft³), while a plastic film should suffice for Mediterranean, subtropical, and tropical climates. Areas susceptible to hurricanes and tropical storms should take extra steps to secure their structures.

PE covering is the most common material for protected agriculture around the world. Its low cost, large sheet size, ease of attachment and light transmissibility are properties that have helped to expand its use. Most PE films are manufactured as a coextrusion of three layers with polymers and additives. Each of them contributes to the quality of the film and enhances its performance. The most common additives categories and their applications are listed in Table 2.

Table 2. List of common additives in plastic covering for agricultural uses.

Additive*	Application
Hindered amine light stabilizers and/or metal deactivators (HALS)	Reduce plastic degradation due to radiation (deactivate free radicals created by reactions with UV light). Extend plastic life. Susceptible to acidic reaction by pesticides.
NOR-HAL (HALS with alkoxy (NOR) as an active amine group)	Traditional HALS are basic (nonacidic), and their effectiveness is reduced by acidic environments (can be deactivated by acidic agricultural chemicals (e.g., pesticides); thus less-basic, NOR-group HALS molecules have been developed as the latest generation of radical scavengers.
UV stabilizers	Extend the life of plastics sensitive to UV light and agrochemicals. Reduce the occurrence and spread of some insect pests.
Condensate control (anti-drip)	Wetting agent that reduces surface tension allowing condensation to flow rather than form droplets.

<p>Infra-red films / Infra-red bloquers (termal)</p>	<p>This additive trap the inside radiant heat from escaping. In heated greenhouses, the savings have been measured to total from 10 – 20% depending on whether the sky is cloudy or clear.</p> <p>In areas with strong sunlight, blocking part of the infrared spectrum can lower inside temperature up to 10°F. Selective pigments can be added to the outside layer in copolymer film to reflect or absorb the near infrared radiation.</p>
-------------------------------------------------------------------	-----------------------------------------------------------------------------------------------------------------------------------------------------------------------------------------------------------------------------------------------------------------------------------------------------------------------------------------------------------------------------------------------------------------------------------------------

This list does not represent a complete catalog of all available film additives. Farmers and agricultural professionals should thoroughly understand the benefits and drawbacks of any potential plastic film before purchase.

High tunnels for vegetable and fruit production

High tunnels are a common low-cost option for vegetable growers. The structure is commonly used to protect the crop against cold weather during the winter months and against heavy rain in summer. However, depending on the location, the degree of protection might be more or less pronounced. Production areas with hard winters are a challenging environment for vegetable production, as most vegetables will completely stop growing at 50°F or less, showing different damage levels as the temperature keep dropping. In this situation, a tunnel might provide some level of protection for the plant, which depending on the temperature and species (tropical and subtropical), might maintain its normal growing rate, or at least survive the severe outside environment.

Under different circumstances, tunnels can also be used to promote earliness of temperate crops. Many fruit tree species require accumulation of inductive cycles (chilling hours: number of hours at 45°F or less – species dependent) to break dormancy. However, after fulfilling their chilling requirement, meristems typically need to accumulate heat units for bud break and flowering. In open field, warmer temperatures may not be achieved until late spring.

However, a high tunnel with adequate covering will promote higher air temperatures than the open field earlier and hence, earlier flowering.

During the summer months, high tunnels will provide protection against heavy rain, high speed wind, and small particles that might impact flowers and fruits. It will also protect against many physiological disorders associated with rapid changes in the water and nutrient balance of the growing media (soil or soilless). High tunnels often promote better fruit quality, longer seasons and better control of the irrigation and fertilization practices. Hence, this system can be highly profitable if is adequately manage (Figure 5 and 6).



Figure 5. High tunnel structures at the Eastern Shore Agricultural Research and Extension Center, Painter, VA. Credit: E.A. Torres-Quezada, Eastern Shore AREC, Virginia Tech.



Figure 6. Determinate tomato under high tunnel structures at the Eastern Shore Agricultural Research and Extension Center, Painter, VA. Credit: E.A. Torres-Quezada, Eastern Shore AREC, Virginia Tech.

Small farmers at the Eastern Shore of VA could benefit from season extension through November and December and protection from heavy rain events in July and August by implementing high tunnel systems for vegetable production (Figure 7). Nevertheless, research is still needed to identify production practices adapted to the Eastern Shore climate, labor availability, and interactions with price fluctuations of vegetable crops.

Overall high tunnel can offer growers increased yield and season extension. These structures are lower in cost than traditional greenhouses, thus allowing for possibly better returns on investment depending on the crop produced, markets, and growers expertise.

Visit Virginia Cooperative Extension: ext.vt.edu

Virginia Cooperative Extension programs and employment are open to all, regardless of age, color, disability, gender, gender identity, gender expression, national origin, political affiliation, race, religion, sexual orientation, genetic information, veteran status, or any other basis protected by law. An equal opportunity/affirmative action employer. Issued in furtherance of Cooperative Extension work, Virginia Polytechnic Institute and State University, Virginia State University, and the U.S. Department of Agriculture cooperating. Edwin J. Jones, Director, Virginia Cooperative Extension, Virginia Tech, Blacksburg; M. Ray McKinnie, Administrator, 1890 Extension Program, Virginia State University, Petersburg.

2021

SPES-355NP

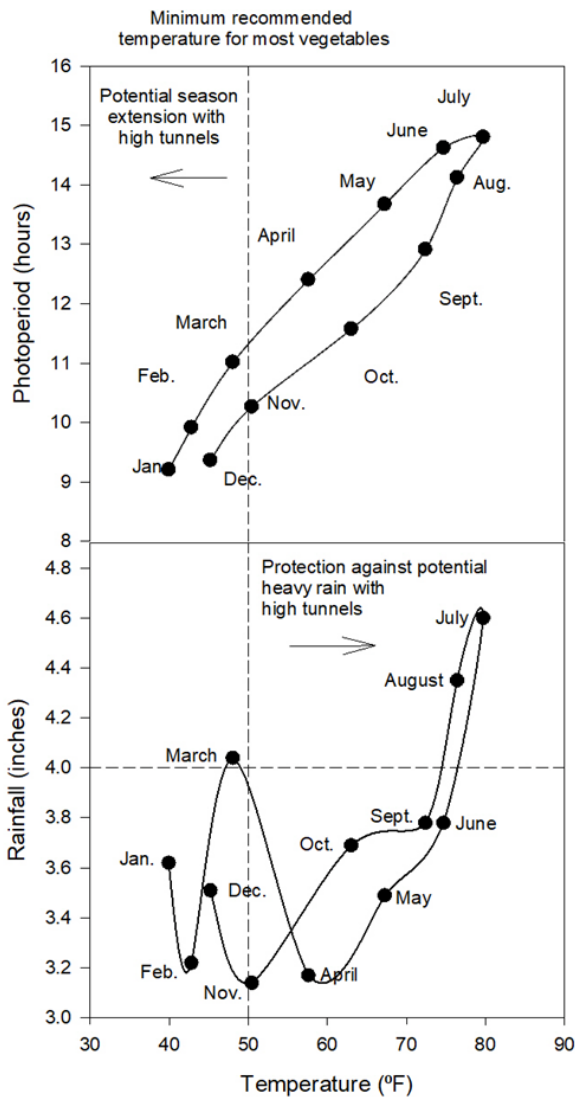


Figure 7. Interaction between monthly average air temperature and photoperiod and monthly average air temperature and average rainfall at Painter, VA. Credit: E.A. Torres-Quezada, Eastern Shore AREC, Virginia Tech.