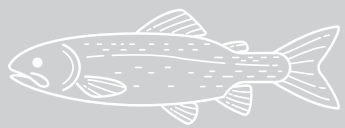
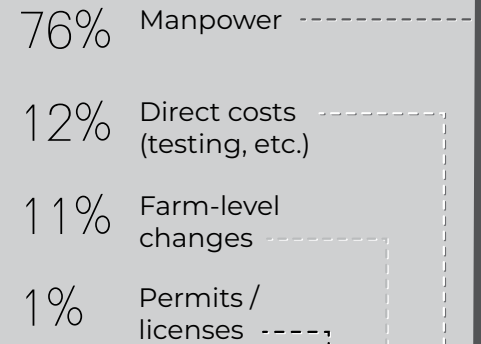
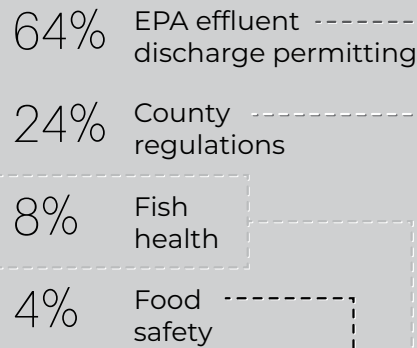


The Effects of Regulations on the U.S. Salmonid Industry



Michigan Findings

Statewide results



REGULATORY COSTS PER YEAR:

Statewide (total)

\$ 552,086

On-farm (average)

\$ 91,094

LOST REVENUE PER YEAR:

Thwarted expansion attempts

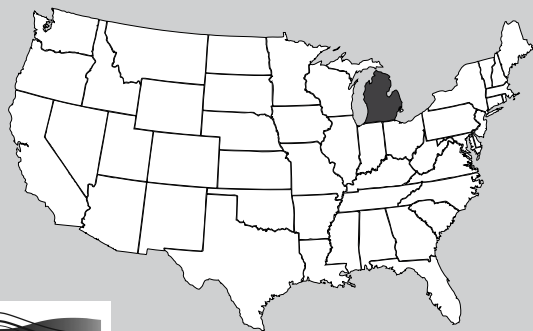
\$ 0

Lost market sales

\$ 371,000

Reduced production

\$ 990,000



Higher than National average of 12%

19%

Regulatory costs of total farm costs

\$ 91,094

Average regulatory costs per farm

Lower than National average of \$1,50k

\$ 0.90

Average regulatory costs per pound of production



Lower than National average of \$1.23

Higher than National average of 28%

31%

Lost revenue due to regulatory costs

Regulations substantially increased on-farm costs and constrained the industry's ability to meet market demand.



Virginia Cooperative Extension programs and employment are open to all, regardless of age, color, disability, gender, gender identity, gender expression, national origin, political affiliation, race, religion, sexual orientation, genetic information, veteran status, or any other basis protected by law. An equal opportunity/affirmative action employer. Issued in furtherance of Cooperative Extension work, Virginia Polytechnic Institute and State University, Virginia State University, and the U.S. Department of Agriculture cooperating. Edwin J. Jones, Director, Virginia Cooperative Extension, Virginia Tech, Blacksburg; M. Ray McKinnie, Administrator, 1890 Extension Program, Virginia State University, Petersburg.

For more information check the scientific article by Engle et al. (2019) J. World Aquacult. Soc.

AAEC-197NP | VSG-19-10

Design by Scite® - Science Crunchers

